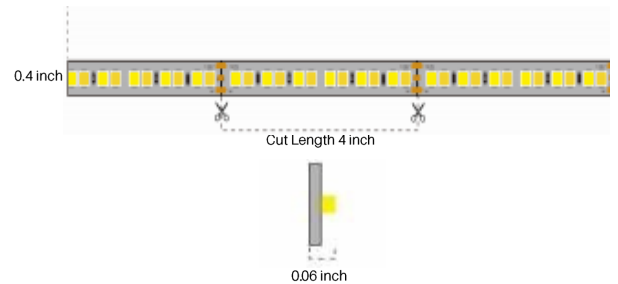


## LL-01 INTERIOR TAPE LIGHT

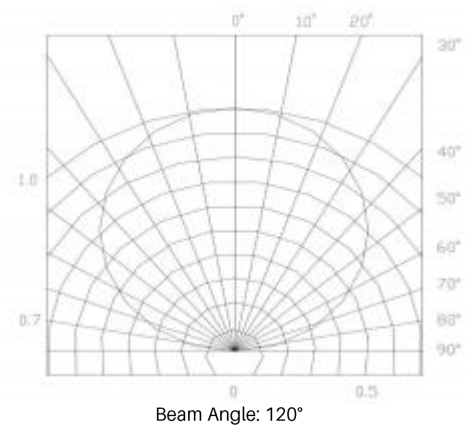


### SPECIFICATIONS

CCT	2 TEMP SWITCHABLE
BEAM ANGLE	120°
SDCM	SDCM $\geq$ 3
COLOR RENDERING INDEX	RA $\geq$ 90
WATTAGE	3.66 w/ft
INPUT VOLTAGE	DC24V
LUMENS	325.61 lm/ft
DIMMING OPTION	TRIAC/0-10V/DALI
DIMMING RANGE	N/A
LIFE SPAN	30000H
LIGHT SOURCE TYPE	LED (2835)
NUMBER OF LIGHT SOURCES	120 PCS/M
MOUNTING TYPE	N/A
PRODUCT DIMENSIONS	0.4" x 0.06"
MATERIAL	PCB
COLOR	WHITE
SURFACE PROCESSES	N/A
NET WEIGHT (PIECE)	N/A
IP RATING	IP20

### DESCRIPTION

LED adopts high-gloss 2835 customized lamp beads. Colors include two-color. Color mode is switch/SPI. Safety, low voltage pressure, excellent stability and free bending High brightness, uniform light emission without spots. Material and high protection level (IP20).

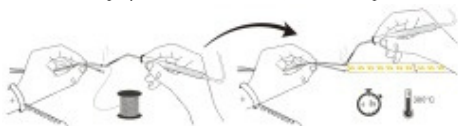


### INSTALLATION INSTRUCTIONS

(1) Cutting: Cut off excess to the desired length.



(2) Wire soldering: If you need to weld the wire, use asoldering iron to weld the wire to one end of the light strip.



(3) Tearing off the adhesive tape: The back adhesive tape should be removed so the strip can adhere to the surface. Remove carefully as to not have the strip stick to itself.



(4) Light strip paste: Add paste to the desired surface and gently press the strip starting from one end and slowly working your way to the other.

