



Specification

CCT	2200K-6500K
Beam Angle	12°/24°/36°/50°
SDCM	SDCM≤5
Color Rendering Index	Ra≥90
Wattage	14.4W
Input Voltage	DC24V
Dimming option	Traic/0-10V/DALI
Dimming depth	N/A
Life span	50000H
Light Source Type	LED (2835)
Number of light sources	280
Mounting Type	Ceiling, Wall
Thickness of ceiling	N/A
Material	Aluminum
Color	White, Black, Grey
Surface processes	N/A
Net Weight (Piece)	N/A
Measurement	L2/3/4/6 feet
IP Rating	IP27



Description

Energy conservation and environmental protection, with no ultraviolet, infrared, and mercury pollution. The product features non-isolated constant current drive, ensuring safety, stability, and reliability. It utilizes imported light sources and advanced heat dissipation technology, achieving a mean time between failures of two years. Additionally, it boasts no flicker and glare, exhibiting strong seismic performance. The product supports suspension mount, ceiling mount, wall mount, and recessed mount.

Accessories Available



EMERGENCY BATTERY



MOUNTING ACCESSORIES SURFACE MOUNT



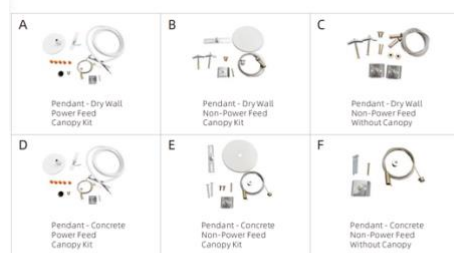
MOUNTING ACCESSORIES T-BAR MOUNT



MOUNTING ACCESSORIES RECESSED



MOUNTING ACCESSORIES PENDANT MOUNT



MOUNTING ACCESSORIES WALL MOUNT



MICROWAVE MOTION SENSOR & PIR SENSOR

